



Caldecote Day Nursery



Home Learning Ideas

Second Edition




Weaving

Babies / Toddlers / Pre-School / Club Caldecote

Activity: Use a range of materials to create weaving.

Materials: Colanders, ribbon, pipe cleaners, paper.

Learning: Use recycled materials and weave artwork in different places. Good for gross and fine motor skills; creativity and problem solving.





Gloop Play

Babies / Toddlers / Pre-School / Club Caldecote

Activity: Get messy with gloop play!

Materials: Cornflour, water, food colouring, tools to explore.

Learning: Mix cornflour with water and a few drops of food colouring to explore the gloopy texture. Use household items to mix, pour, stir and slice through the gloop. Less water makes a firmer mix; more water makes a runnier mix.





Pasta Jewellery

Babies / Toddlers / Pre-School / Club Caldecote

Activity: Design your own pasta jewellery!

Materials: Dried pasta, paint, glitter, felt tips, string or elastic...

Learning: Paint or colour pasta with felt tips and other materials; encourage interesting design skills. Great for developing fine motor skills when threading; creating repeating patterns; copying a repeating pattern as suggested by the adult and colour recognition. Wear as jewellery then untie and reuse another day.





Play Party Games


Babies / Toddlers / Pre-School / Club Caldecote

Activity: Throw an indoor party with some classic games.

Materials: Music, party clothes, 'presents' for pass the parcel, DIY pin the tail on the donkey...

Learning: Set up a party in the living room. Play classic games such as musical bumps, musical statues, pass the parcel or even draw a 'pin the tail on the donkey.' Choose something from around the house as a prize for pass the parcel and together wrap it up using old newspaper. Great for personal and social skills, learning to follow rules of games and also...having fun!






Lego / Duplo Challenge


Pre-School / Club Caldecote

Activity: Use Lego or Duplo to build for a purpose.

Materials: Lego or Duplo

Learning: Set a challenge and build something using Lego or Duplo for a purpose. A pen pot to hold 15 pens; utensil holder for 6 items; picture frame to hold a specific size of image; Make a box for a specific soft toy or a vehicle to transport something fragile (like an egg) across an indoor track. Building for a specific purpose will encourage planning, problem solving, encourage perseverance, working through tasks using trial and error and adapting designs.





Sing Counting Songs

Babies / Toddlers / Pre-School

Activity: Sing some songs using numbers to develop counting skills.

Materials: A collection of songs.

Learning: There are lots of online resources with number songs so use these as a starting point. Encourage children to join in with any actions and use their hands / fingers to help with the counting so they understand to hold up three fingers when appropriate. Count their fingers forwards and develop skills in counting backwards. Use props such as soft toys, puppets or drawings so children can physically see 'Five Little Ducks' and remove one at a time in the song. This will begin to develop basic maths skills.





Shape Hunt / Colour Hunt

Babies / Toddlers / Pre-School



Activity: Look around the house for objects that are a particular shape or colour and make a collection.

Materials: Table or tray to make the collection; appropriate items.

Learning: Set up an area where children can make a collection of shapes or colours from around the house. Leave this out for a couple of days and keep adding to the collection. If using shapes, name the shapes; talk about the properties of the shapes; count the sides of shapes; use language such as curved sides, corners, straight edges to describe them. Use 2D shapes or even 3D if your child is confident!





Homemade Band


Babies / Toddlers / Pre-School / Club Caldecote

Activity: Make your own band and play some rhythms!

Materials: Pots, pans, Tupperware tubs, plastic cups, plastic bowls, sieves, colanders, wooden or metal spoons...

Learning: Set up a range of resources for your child to explore. Can they make sounds in different ways? Does a wooden spoon on a pan sound the same as a metal one? Talk about tempo (how fast or slow they play?); discuss pitch (how high or low notes are?) dynamics (how loud or quietly they play?) Tap a simple beat and ask them to repeat it then swap over.





Treasure Hunt

Club Caldecote

Activity: Have a treasure hunt at home to look for something precious (like the TV remote perhaps!)

Materials: Some treasure and clues.

Learning: Write a series of clues to lead your children around the house to find some 'treasure'. Clues can be simple or complex. For instance: "A place where things are kept cool and fresh," would refer to the fridge. You could provide anagrams of words that your children have to unjumble. Perhaps write clues in rhymes. They could even have a go at writing clues and setting up a treasure hunt for you!





Bird Feeders

Babies / Toddlers / Pre-School / Club Caldecote

Activity: Make a bird feeder to hang in the garden.

Materials: String, cheerios, orange skin, toilet roll tube, pinecone, bird seed, honey, peanut butter, plain popcorn, seeds...

Learning: Use household items to create bird feeders. Seeds will stick to items such as toilet roll tubes using honey or peanut butter. Hang in your garden and wait for birds to arrive. Use resources from the RSPB website to identify the birds that arrive. Keep a record of them or create a tally to see how many arrive each day.





Treasure Baskets


Babies / Toddlers

Activity: Set up a treasure basket or box for your child to explore.

Materials: Household items or toys that children can explore safely and independently.

Learning: Treasure baskets allow children to be curious and explore items at their own pace. Treasure baskets can be totally random or sometimes be themed such as by season; colour; linked to a story; using all wooden items; metal items; natural items; sensory items... The possibilities are endless!





Gummy Bear Game


Pre-School / Club Caldecote

Activity: Using a die and 5 gummy bears (or smarties) each. Roll a 1 you eat one in your pile, a 2 you pass one bear to your left, a 3 you pass to your right, a 4 you keep it, a 5 you eat it, a 6 you keep it – keep playing until all the gummy bears are gone!)

Materials: Sweets, dice.

Learning: Learning to recognise the spot pattern on a die; taking turns; winning and losing!





Simple Ice Play

Babies / Toddlers / Pre-School / Club Caldecote

Activity: Make some ice cubes and investigate melting...

Materials: Ice cube trays, small items to freeze such as herbs, flowers, Lego, sequins, buttons, small world animals, pom-poms...

Learning: Make up some plain ice cubes for children to play with and explore. Add small items inside to freeze or include small world items such as vehicles or animals to create a frozen world. Talk about the change of water turning to ice and then becoming water again when it melts. Provide resources like salt, sugar, flour, cold water and warm water. Use the resources to discover what makes the ice melt faster.





Window Painting

Babies / Toddlers / Pre-School / Club Caldecote

Activity: Create some great artwork on windows.

Materials: Water-based poster paint that will easily wash off; DIY paint using one cup of flour, one cup of water; food colouring and a squirt of washing up liquid.

Learning: Provide paint, brushes, sponges or other mark-making tools to make some art. Design your own or be inspired by a famous artist. Mess-free, indoor painting with a zip-lock food bag, filled with paint to touch, can be taped to the window. Don't forget to teach about cleaning up afterwards too!

